

# FLOORING INSTALLATION SPECIFICATIONS and MEASURING GUIDE


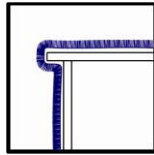
Date: \_\_\_\_\_

<b>Account #:</b>	
Address:	
Phone #:	
<b>Sales Rep:</b>	
Phone #:	

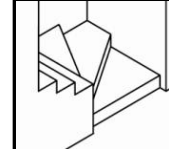
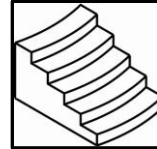
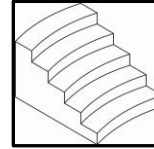
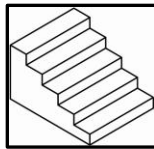
<b>Customer:</b>	
Address:	
Phone #:	
<b>Installer:</b>	
Phone #:	

TYPE OF RESIDENCE:  NEW  RENOVATION  RESIDENTIAL  COMMERCIAL

STAIR TYPE:  CONTOUR  WATER FALL



STAIR SHAPE:  STRAIGHT  CONCAVE  CONVEX  PIE



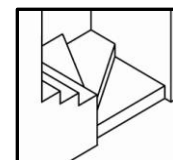
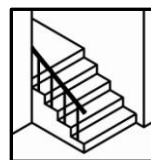
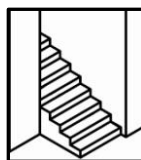
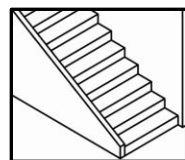
\*NOTE: Concave and convex stairs are contour only and made tread and riser separate.

QUANTITY	SIZE	SHAPE

CARPET TYPE:  CUT  LOOP  CUT & LOOP

EDGE FINISH:  SERGE  BIND  ROLL OVER (INFINITY ONLY)  UNFINISHED


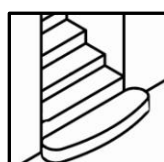
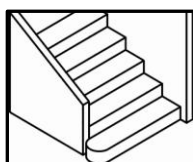
STAIRCASE TYPE:  STRAIGHT  OPEN END  OPEN END RAIL  PIE STEPS



HALF ROUND CAP

FULL ROUND CAP

CURVED



\*All stairs require a template with the exception of straight staircases.